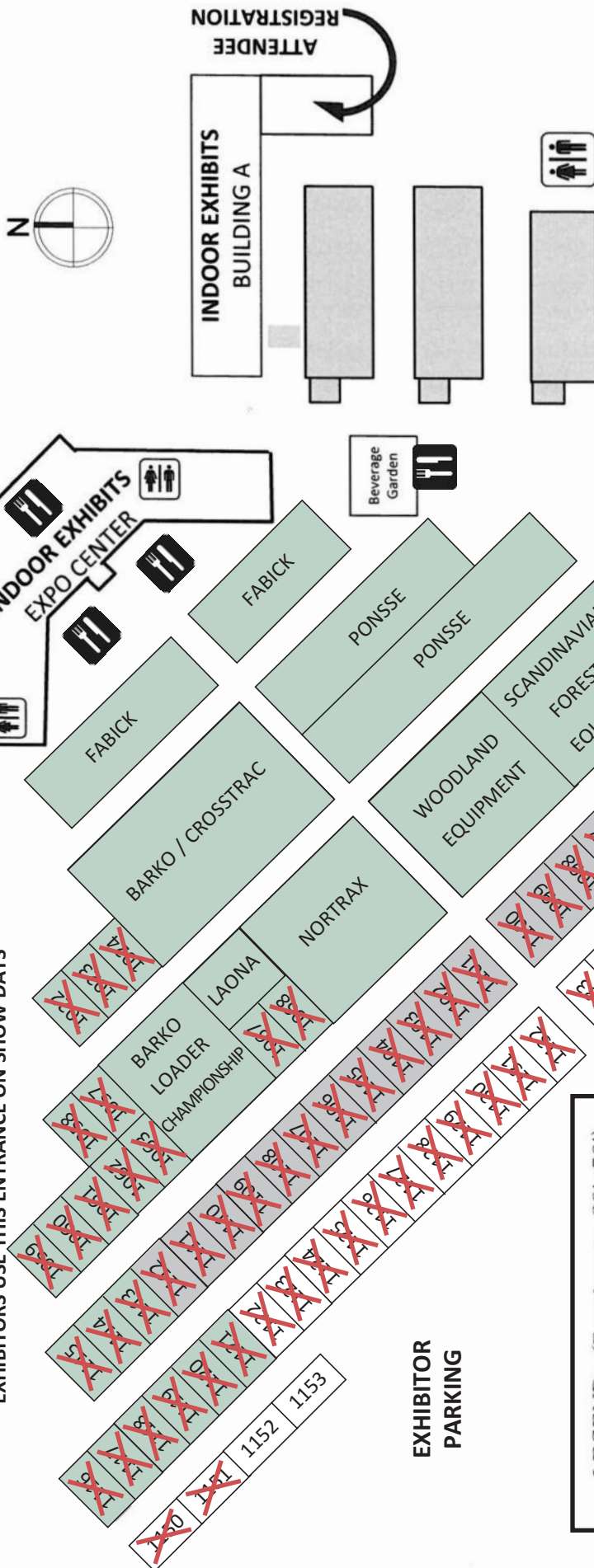


OUTDOOR EXHIBITOR BOOTHS (#1001 – 1153 & 2001 – 2030)

SHOWVIEW LANE – ENTRANCE FROM HWY 76

TRUCKS WITH DELIVERIES USE THIS ENTRANCE STARTING ON 9-4;
EXHIBITORS USE THIS ENTRANCE ON SHOW DAYS



EXHIBITOR PARKING

EXHIBITOR PARKING

LEGEND: (Booths are 30'x50')

Booths #1122-1148 are earmarked as the "Demonstration & Processing Area" for exhibits with Sawmills, Pallet Mills, Chain Saw Demonstrations, and any other material that may be processed during the show.

Booths #1001-1088, 1113-1121 & 2001-2004 are on a blacktop surface.

Booths #1122-1148 & 2005-2030 are on a hard-packed gravel surface.

Booths #1089-1112 have a ½ black top, ¼ hard packed gravel surface.

No Staking of Tents Allowed on any outdoor exhibitor booth space.

ATTENDEE PARKING

ATTENDEE PARKING

ATTENDEE PARKING

2025	2026	2027	2028	2029	2030
-----------------	------	-----------------	-----------------	------	------

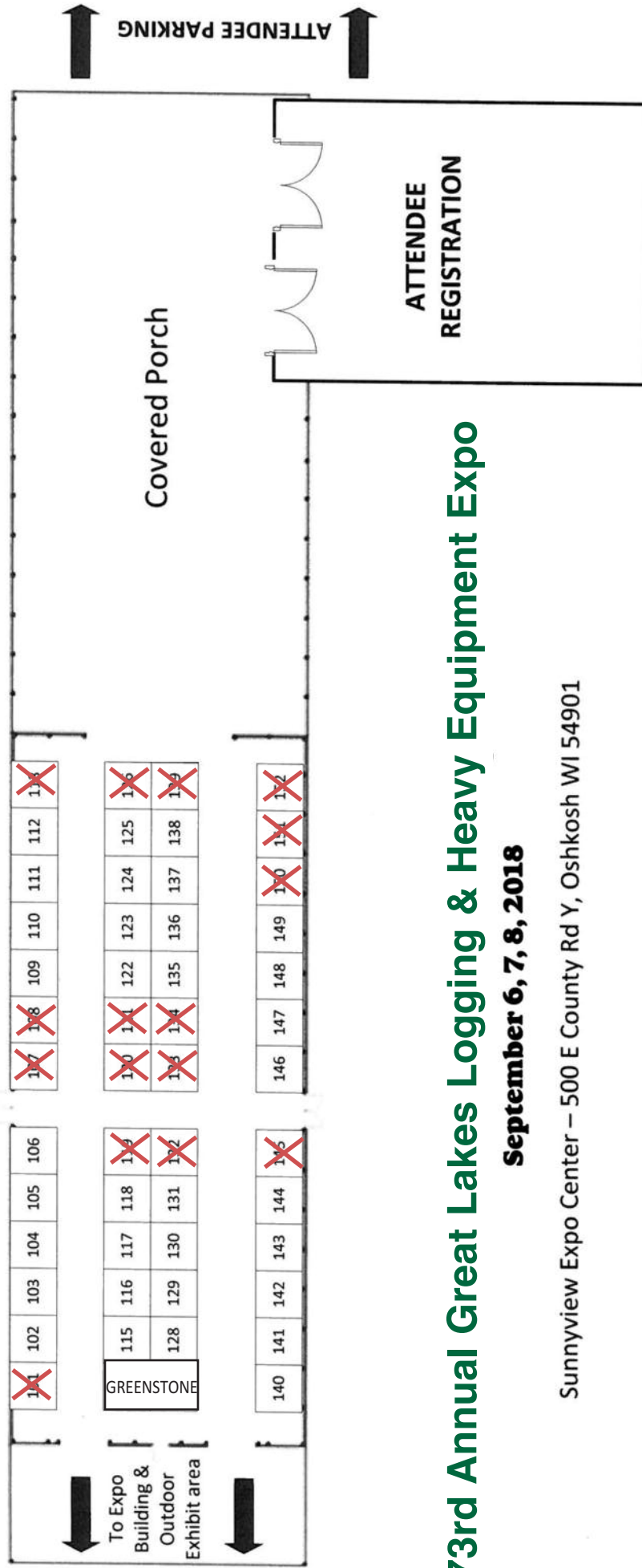
2005	2006	2007	2008	2009	2010	2011	2012	2013	2014	2015	2016	2017	2018	2019	2020	2021	2022	2023	2024
-----------------	-----------------	------	------	------	------	------	------	-----------------	-----------------	-----------------	-----------------	-----------------	-----------------	-----------------	------	------	------	-----------------	-----------------

FORWARDER COMPETITION AREA

2001	2002	2003	2004
-----------------	-----------------	-----------------	-----------------

COUNTY RDY

INDOOR EXHIBITOR BOOTHS (#101 – 152) BUILDING A



73rd Annual Great Lakes Logging & Heavy Equipment Expo

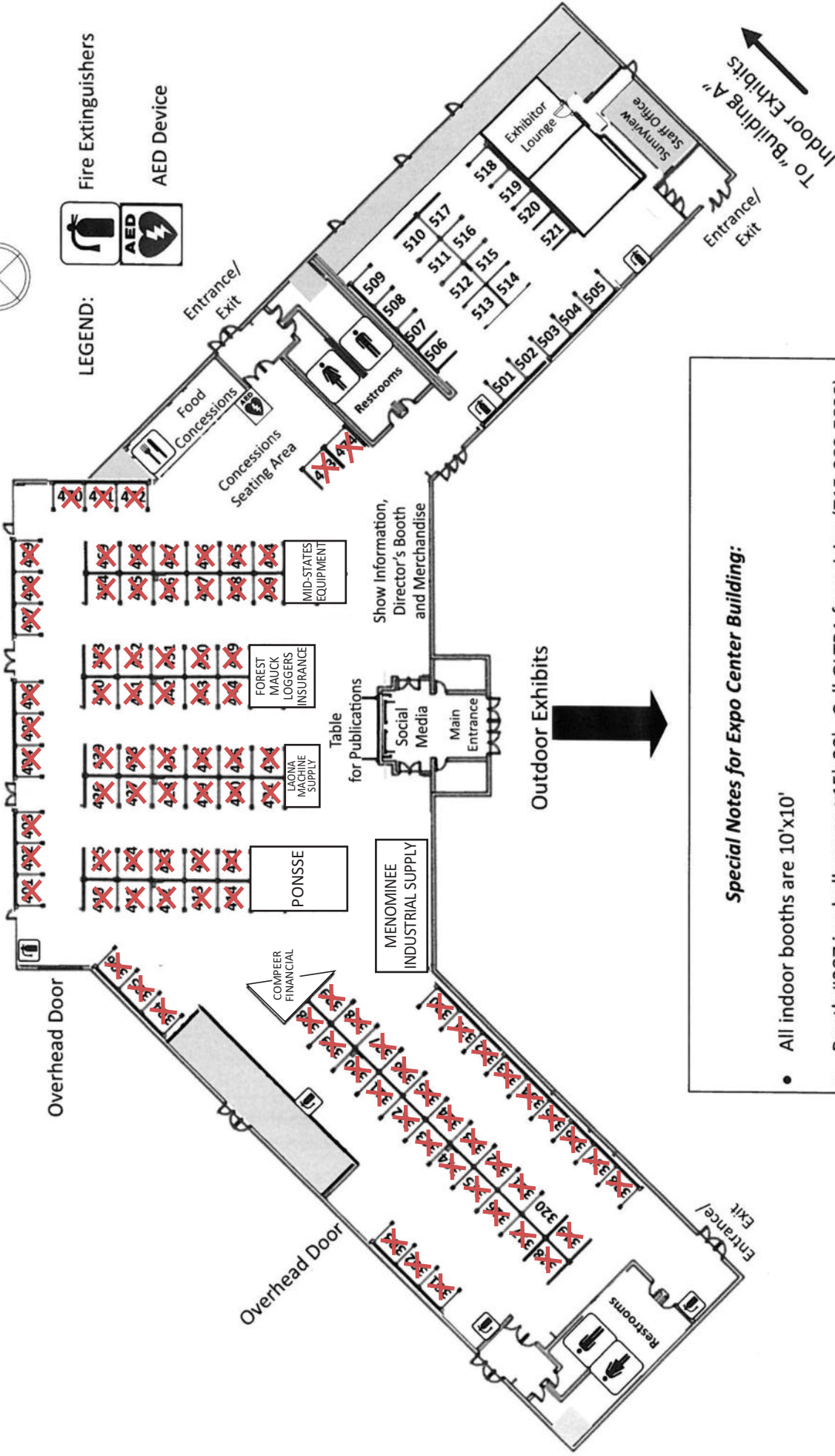
September 6, 7, 8, 2018

Sunnyview Expo Center – 500 E County Rd Y, Oshkosh WI 54901

- Special Notes for Building A:**
- All indoor booths are 10'x10
 - Concrete Flooring, white interior walls, electricity available.
 - Attendee Registration will flow through this building.

Show Management: Great Lakes Timber Professionals Association
 Phone: 715-282-5828
 Fax: 715-282-4941
 Email: info@gltpa.org
 Website: www.gltpa.org

INDOOR EXHIBITOR BOOTHS (#301 – 521) EXPO CENTER



Special Notes for Expo Center Building:

- All indoor booths are 10'x10'
- Booth #307 is a bulk space ~15'x20'. Call GLTPA for pricing (715-282-5828)
- Booths #506 - 521 are on a carpeted surface.